

REPORT TO MARR AREA COMMITTEE – 16TH APRIL 2023

SCOTTISH FIRE AND RESCUE SERVICE – MARR AREA COMMITTEE PERFORMANCE REPORT FOR 1ST OCTOBER TO 31ST DECEMBER 2023

1 Executive Summary/Recommendations

1.1 The reason for this report is to inform members how Scottish Fire and Rescue Service is performing locally in Marr against key performance measures and associated targets, as set out in the Aberdeenshire Local Fire and Rescue Plan and Marr Multi-Member Ward Plan.

1.2 The Committee is recommended to:

1.2.1 acknowledge and discuss the attached performance report at Appendix 1 to this Report relating to the period 1st October to 31st December 2023.

1.2.2 acknowledge and discuss any local operational matters arising, together with key resource issues, as detailed within Appendix 1 to this Report.

2 Decision Making Route

2.1 Since it became a single service for Scotland, the Scottish Fire and Rescue Service has provided quarterly information on its performance and activities to Marr Area Committee both formally and informally.

3 Discussion

3.1 Appendix 1 to this Report provides performance information for this Area. It gives the opportunity for Elected Members to discuss fire and rescue performance and activities in the local area in order to ensure that good outcomes are achieved for the residents of Marr.

4 Council Priorities, Implications and Risk

4.1 This Report helps deliver the following Council Priorities:

- Our Economy
- Our Environment

4.2 The Table below shows whether risks and implications apply -

Subject	Yes	No	N/A
Financial			X
Staffing			X
Equalities and Fairer Duty Scotland			X
Children and Young People's Rights and Wellbeing			X
Climate Change and Sustainability			X
Health and Wellbeing			X
Town Centre First			X

4.3 There are no direct staffing/ financial implications as this report is in relation to the performance reporting of an external organization.

4.4 An integrated impact assessment is not required because the reason for the report is for the committee to take note and it does not have a differential impact on any of the protected characteristics.

4.5 There are no direct risk implications for the Council as this report is in relation to the performance reporting of an external organisation.

5. Scheme of Governance

5.1 The Head of Finance and Monitoring Officer within Business Services have been consulted in the preparation of this report. Their comments are incorporated within the report and they are satisfied that the report complies with the Scheme of Governance and relevant legislation.

5.2 The Committee is able to consider this item in terms of Section B.1.7 of the List of Committee Powers in Part 2A of the Scheme of Governance as the Area Committee is authorised to consider the performance of Scottish Fire and Rescue Service and to make any necessary recommendations to the appropriate Policy Committee or governing body.

Andrew Wright
Local Senior Officer
ACAM (Aberdeen City, Aberdeenshire & Moray)

Rob Simpson
Director of Business Services

APPENDIX 1

Marr Area Committee 1st October to 31st December 2023

Introduction

From 1st October 2023 to 31st December 2023 there have been 89 incidents within the Marr Area;

83 Incidents

- 1 Deliberate Fire
- 18 Accidental Fires (including 10 dwelling & 2 non-domestic)
- 34 Special Service Incidents
- 30 False Alarms (11 UFAS)

Injuries/Fatalities from Incidents

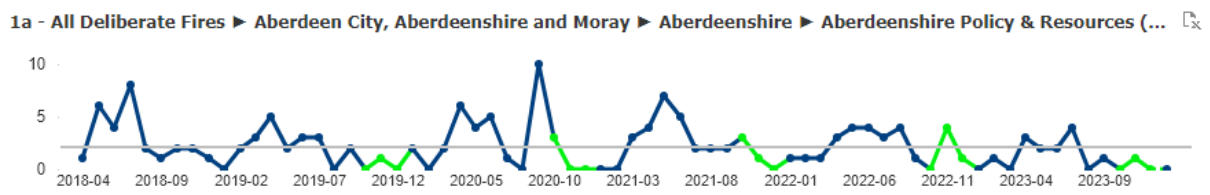
0 Fire Fatalities
2 Non-fatal Fire Casualties
13 RTC Casualties

The Aberdeenshire Management Team and staff within the area are committed to working with Communities and Partners to reduce all types of incidents and continue working to make Marr Area a safe place to work, live and visit.

This report provides the Marr Area Committee with an overview of performance within the area and what the service are doing in partnership with both communities and partners to continuously improve performance within the area.

Deliberate Fires

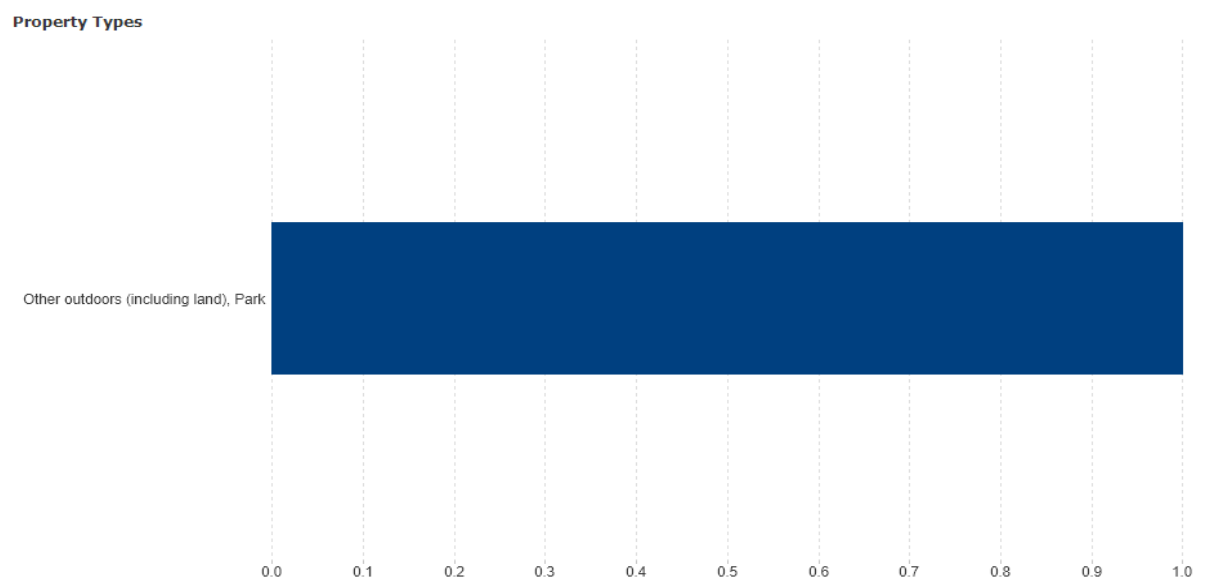
Reducing Deliberate Fires is a priority for the Scottish Fire and Rescue Service within the Marr area. The chart below shows a decrease in the number of Deliberate Fires recorded during this reporting period (the sections of the chart coloured green represent October to December from 2019/20 – 2023/24) in comparison with the previous year.



The table below shows the breakdown of Deliberate Fires throughout the Marr area down to ward level. There has been an overall decrease in Deliberate Fires being recorded, Figures for this quarter represents the equal lowest quarterly total since 2019-20.

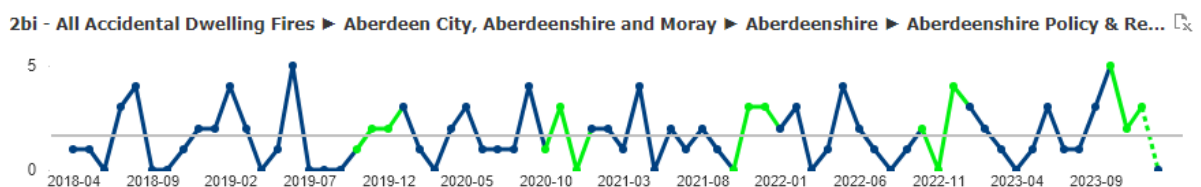
GEOGRAPHY / REPORTING YEAR					
WARD	2019-20	2020-21	2021-22	2022-23	2023-24
Aboyne, Upper Deeside & Donside	0	0	2	0	0
Banchory & Mid Deeside	0	1	0	0	1
Huntly, Strathbogie & Howe of Alford	1	2	2	5	0
Total	1	3	4	5	1

The types of property involved in the incident are shown below:



Unintentional Harm and Home Safety

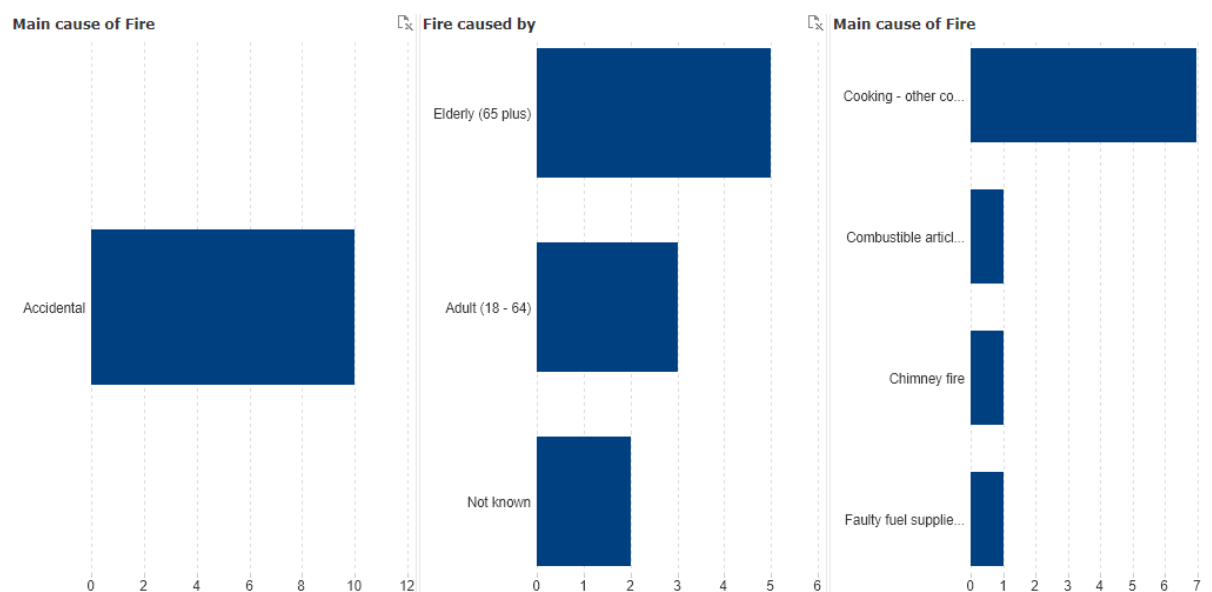
Reducing unintentional harm and improving home safety remain a priority for the SFRS.



The table below shows the breakdown of Accidental Dwelling Fires down to ward level showing an increase in the total figures recorded over the same period in the previous 4 years.

GEOGRAPHY/REPORTING YEAR					
WARD	2019-20	2020-21	2021-22	2022-23	2023-24
Aboyne, Upper Deeside & Donside	1	1	4	2	1
Banchory & Mid Deeside	0	0	0	1	2
Huntly, Strathbogie & Howe of Alford	4	3	2	3	7
Total	5	4	6	6	10

The chart below highlights how the accidental dwelling fires occurred:



Home Fire Safety Visits continue to be our primary method for reducing accidental dwelling fires. During this period, we have delivered the following HSFV's:

Area	Total Visits	High Risk	Medium Risk	Low Risk
Aboyne, Upper Deeside & Donside	7	1	4	2
Banchory and Mid Deeside	7	1	6	0
Huntly, Strathbogie & Howe of Alford	24	10	10	4
Totals	38	12	20	6

We are continuing to work with our Partners through Local Community Planning arrangements and the Health and Social Care Partnership to increase the number of High Risk Referrals made for Home Fire Safety Visits. Delivering these visits to the people most in need is a critical piece of work.

Accidental Dwelling Fire Casualties

During this reporting period there has been two casualties as a result of Accidental Dwelling Fires. The table below shows how this compares to the previous five years.

GEOGRAPHY / REPORTING YEAR					
WARD	2019-20	2020-21	2021-22	2022-23	2023-24
Aboyne, Upper Deeside & Donside	0	0	0	1	0
Banchory & Mid Deeside	0	0	0	0	0
Huntly, Strathbogie & Howe of Alford	0	0	0	0	2
Total	0	0	0	1	2

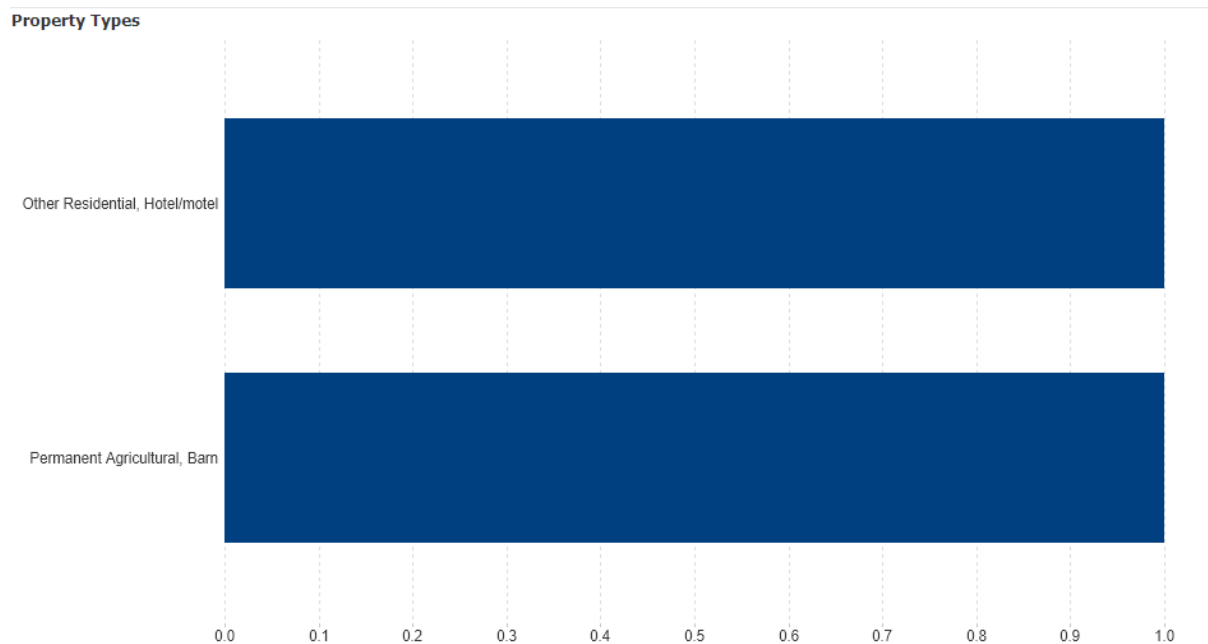
We will continue to refine our HFSV process to ensure casualty numbers continue to be low or at zero.

Non-Domestic Fires

During this reporting period there has been two non-domestic fires in the area; a slight increase over the previous year and second lowest total over the 5 years. The table and chart below allows for comparison with this and the same reporting period for the previous five years.

GEOGRAPHY / REPORTING YEAR					
WARD	2019-20	2020-21	2021-22	2022-23	2023-24
Aboyne, Upper Deeside & Donside	3	1	2	0	0
Banchory & Mid Deeside	0	1	2	0	2
Huntly, Strathbogie & Howe of Alford	1	3	0	1	0
Total	4	5	4	1	2

The graph below shows the type of property where the incidents occurred.

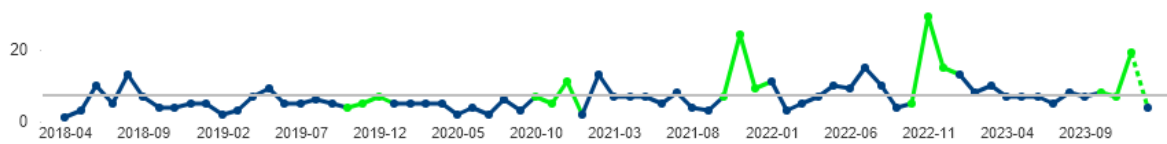


Non-Fire Emergencies

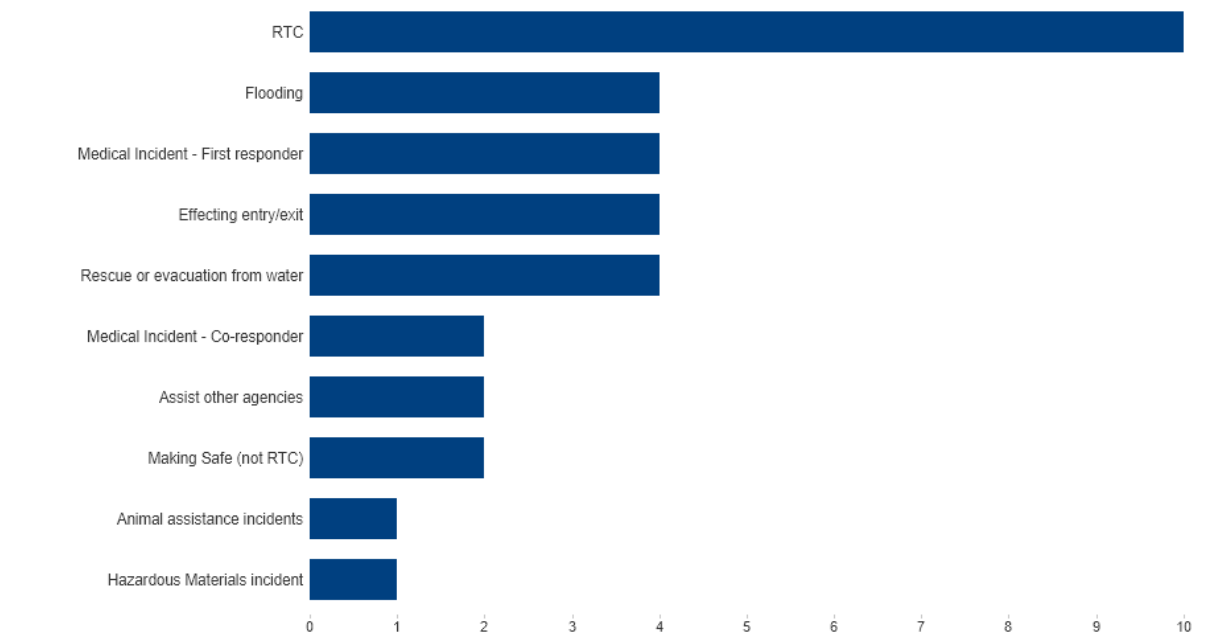
The modern Fire and Rescue Service attends many incidents that are not fires. This section provides information in relation to Non-Fire Emergencies to allow members to see both how we are progressing in this area and the variety of Non-Fire Emergencies that crews within the area deal with.

The table chart below shows information and comparison with the previous five years. The figures show a decrease over the previous year but still the third highest total in the past 5 years.

GEOGRAPHY / REPORTING YEAR					
WARD	2019-20	2020-21	2021-22	2022-23	2023-24
Aboyne, Upper Deeside & Donside	5	4	14	18	15
Banchory & Mid Deeside	4	9	13	11	4
Huntly, Strathbogie & Howe of Alford	7	10	13	20	15
Total	16	23	40	49	34



The chart below shows the number and different categories of Non-Fire Emergencies that the Service have responded to in the Marr area during the reporting period:



10 of the 34 incidents relate to RTC's. We continue working with both Partners and Local Communities to reduce the number of Non-Fire Emergencies in the area and to ensure that there is an effective response when an incident does occur.

Casualties resulting from Road Traffic Collisions

Unfortunately, there has been one Fatal Casualty as a result of Road Traffic Collisions during this reporting period and there have been twelve Non-Fatal Casualties. The table below provides information for comparison for Non-Fatal Casualties from RTC's during this 5-year period and shows an increase compared to the previous year and the highest total recorded in the previous 5 years. The largest increase being in the Aboyne, Upper Deeside & Donside area.

GEOGRAPHY / REPORTING YEAR					
WARD	2019-20	2020-21	2021-22	2022-23	2023-24
Aboyne, Upper Deeside & Donside	1	0	1	1	8
Banchory & Mid Deeside	1	2	1	0	1
Huntly, Strathbogie & Howe of Alford	6	5	7	4	3
Total	8	7	9	5	12

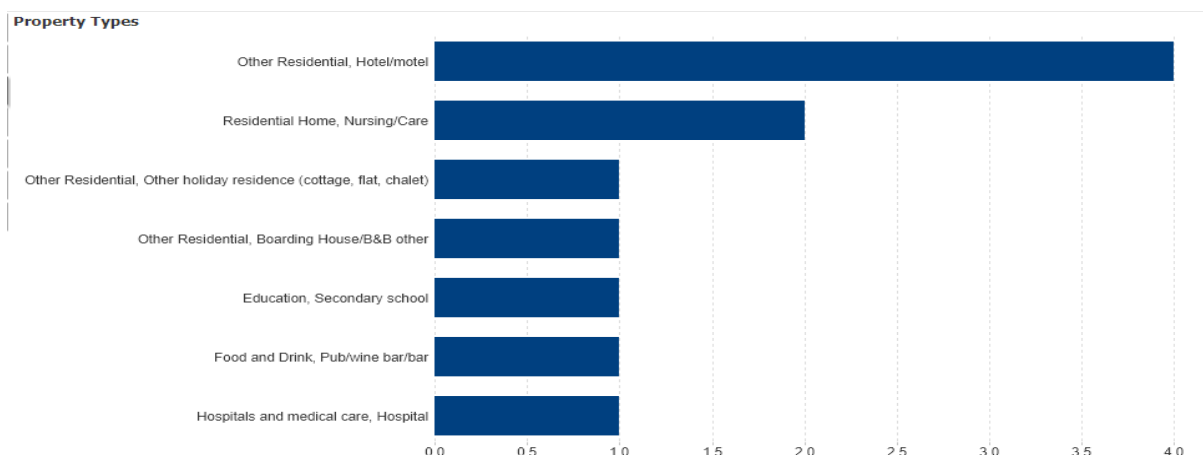
Unwanted Fire Alarm Signals (UFAS)

Reducing the number of unwanted fire alarm signals is a priority for the area. Reducing this type of incident has a positive impact on local employers by decreasing the interruption to businesses and the wider community. This also reduces road risk in relation to blue light journeys made while responding to incidents that turn out to be a false alarm.

The figure has decreased dramatically as would have been expected in line with the Introduction of the UFAS Policy.

GEOGRAPHY / REPORTING YEAR					
WARD	2019-20	2020-21	2021-22	2022-23	2023-24
Aboyne, Upper Deeside & Donside	5	8	19	26	6
Banchory & Mid Deeside	9	10	6	4	1
Huntly, Strathbogie & Howe of Alford	8	6	2	15	4
Total	22	24	27	45	11

The chart below shows the property types where UFAS Incidents have occurred during this reporting period.



In line with our policy for Reducing Unwanted Fire Alarm Signals, all operational crews provide advice and guidance to occupiers/owners every time that they attend an Unwanted Fire Alarm. In cases where there is no improvement, we provide occupiers/owners with additional advice from our specialist Fire Safety Enforcement Officers to assist them in resolving the issue.

From 1 July 2023, we stopped attending automatic fire alarm (AFA) call outs to commercial business and workplace premises, such as factories, offices, shops and leisure facilities - unless a fire has been confirmed.

Duty holders with responsibility for workplace premises should now safely investigate a fire alarm before calling 999, as our control room operators will now be asking for confirmation of an actual fire, or signs of fire, before sending the nearest resource.

Signs of fire include visual flame, smell of smoke, smell of burning, or any other fire alarm signal - other than a single smoke detector.

This change does not apply to sleeping premises, such as hospitals, care homes, hotels or domestic dwellings who will continue to get an emergency response.

This follows the SFRS public consultation in 2021 and is estimated to greatly reduce unnecessary call outs in order to free up our firefighters to attend real emergencies and to allow them to do more community safety prevention work.

Further information can be found on the SFRS website following the link below:

[Reducing unwanted fire alarm signals \(UFAS\) | Scottish Fire and Rescue Service \(firescotland.gov.uk\)](https://firescotland.gov.uk/reducing-unwanted-fire-alarm-signals-ufas)

Establishment – Marr Area

Station	Establishment Figures
Aboyne (10)	10
Balmoral (10)	8 + 1 x Dual Station for Day Cover
Ballater (20)	17 + 1 potential recruit
Braemar (10)	6 + 1 potential recruit
Strathdon (10)	5 + 1 potential recruit
Alford (10)	9 + 2 potential recruits
Huntly (20)	12 + 1 potential recruit
Banchory (20)	14 + 3 potential recruits